



Chave de bloqueio

Especificação Técnica

- Material: aço inox 1.4301

Desenho técnico

IMAGE 1/2: ZLO SCHLOSS VERSCHIEDENSCHLIESSEND / INDIVIDUALSCHLÜSSEL, AUF 0° UND 180° ABZIEHBAR

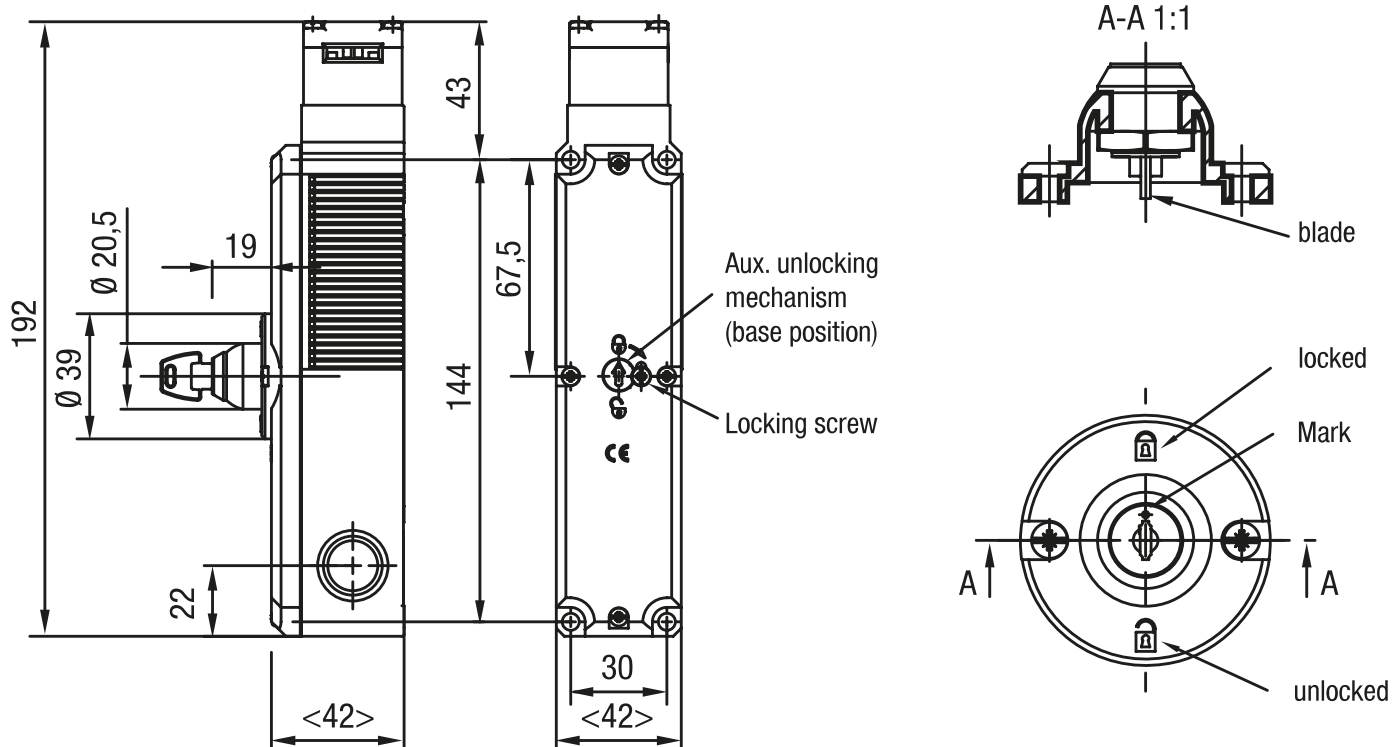
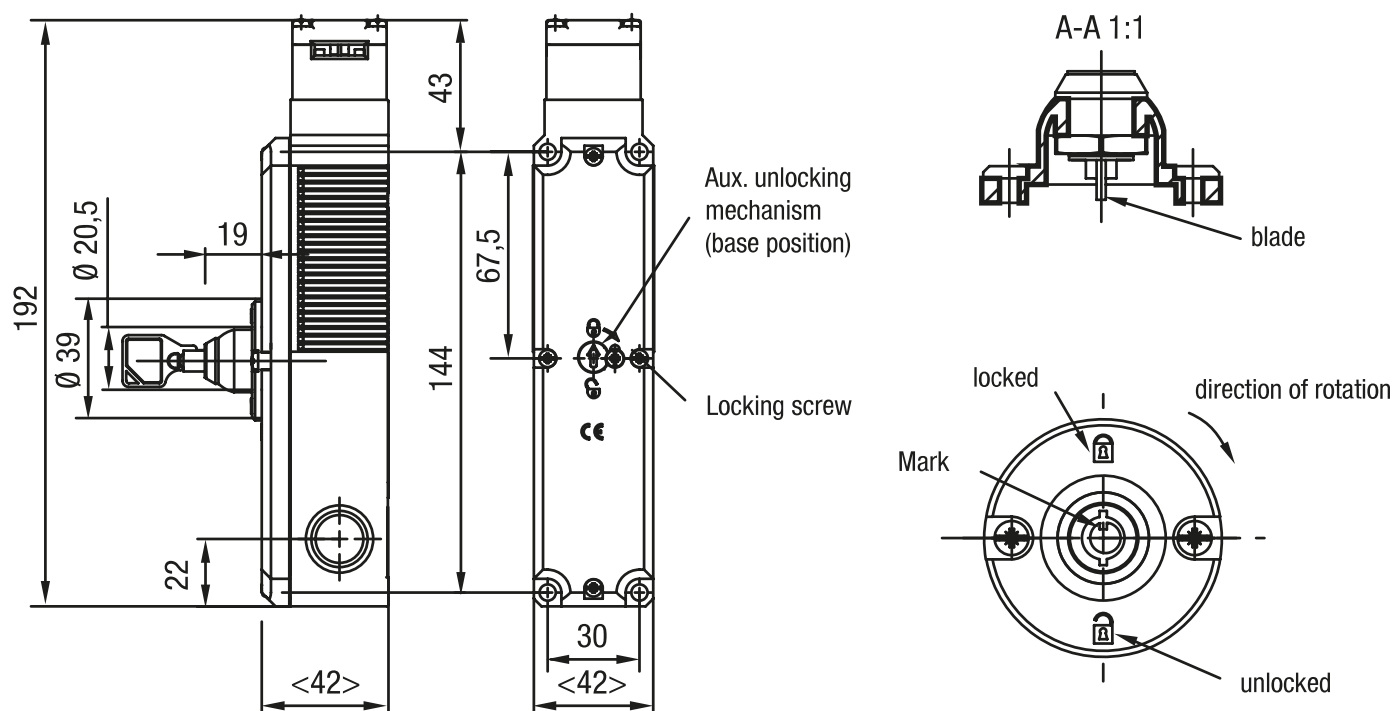



IMAGE 2/2: ZL1 SCHLOSS GLEICHSCHLIESSEND / GENERALSCHLÜSSEL, AUF 0° UND 180° ABZIEHBAR



Product options

IMAGE 1/2



ZL2 replacement key for lock, simultaneous locking (2 pcs.)

IMAGE 2/2

ORDERING KEY

ZL		Pivot for supporting release
	0	Lock, individual locking / individual key, removable at 0° and 180°
	1	Lock, simultaneous locking / universal key, removable at 0° and 180°
	2	Replacement key for lock, simultaneous locking (2 pcs.)

Características do artigo

Attribute	ZL0	ZL1	ZL2
Dimensions	D 39 x 19 mm		-
Tightening position	2		-
Locking mode	individual locking	simultaneous locking	
Key type	Individual key	Universal key	Replacement key
Housing material	Kunststoff		Stahl rostfrei
Mounting type	screwed		-