



Sensor de segurança magnético 122MSV

O sensor de segurança magnético modelo 122MSV é o sensor mais compacto disponível no mercado. A carcaça em aço inoxidável totalmente vedada pode suportar jatos d'água, produtos químicos e temperaturas extremas de -25 ° C até +80 ° C, com classe de proteção IP6K9K.

O sensor de segurança magnético modelo 122MSV permite uma distância de comutação de até 9,5 mm. É a solução ideal para aplicação na indústria de alimentos e embalagens.

Especificação Técnica

- Flexibilidade de instalação
- Classe de proteção IP6K9K, ideal para aplicações que exigem resistência à jatos d'água
- Conector M12
- Atuador magnético em carcaça M12 (código: 122MBV100)

Desenho técnico

IMAGE 1/3

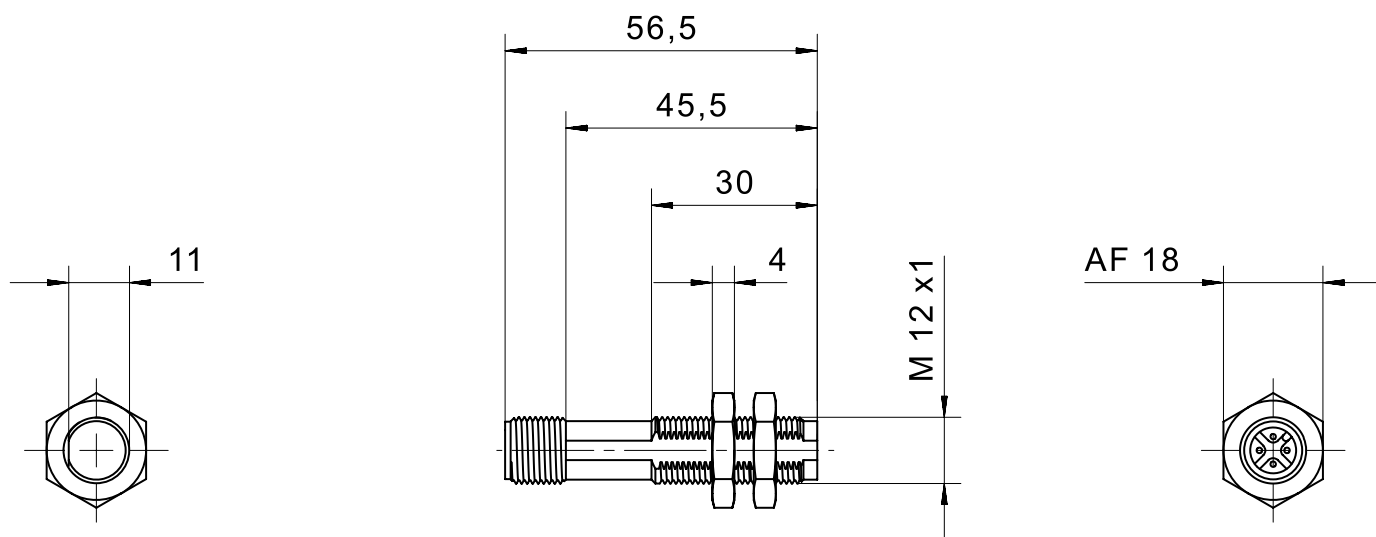


IMAGE 2/3

male M12

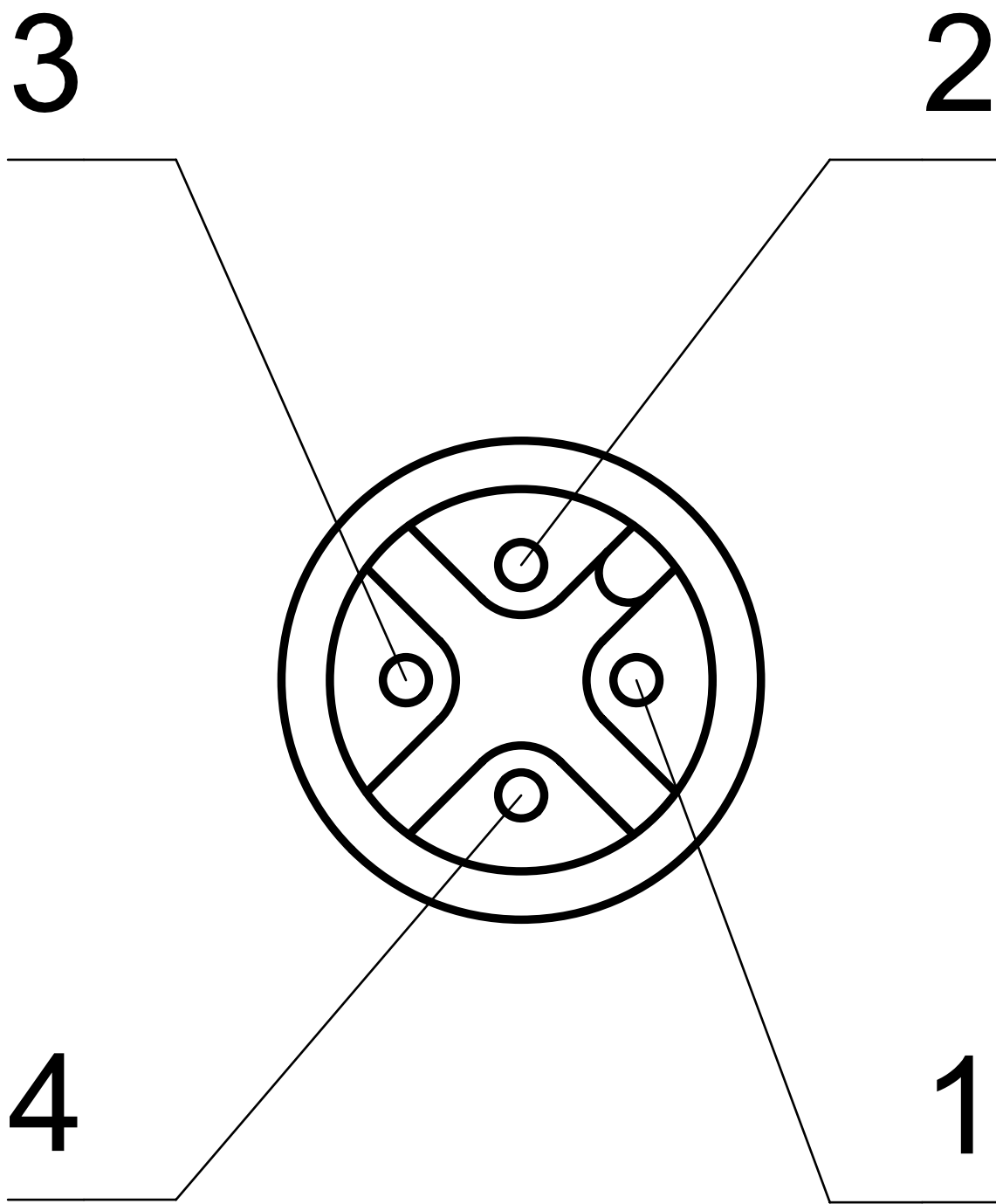
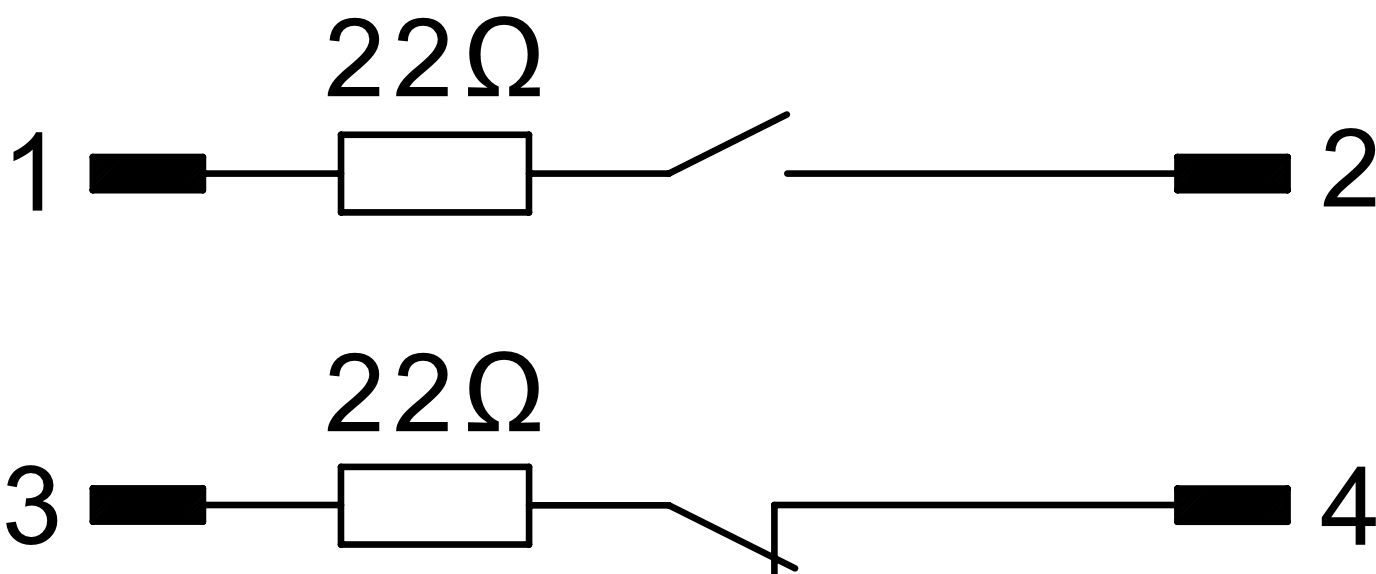



IMAGE 3/3

122MSV10G1G



Product options

IMAGE 1/2



**Suitable for front actuation. Offset with magnet systems
122 MBV 100: max. 5 mm. Operating distance (Sao) from
5 to 9.5 mm. Assured switch-off distance (Sar) 25 mm**

IMAGE 2/2

ORDERING KEY

| | 122MSV10G1G |
|------------------------------|-------------|
| Stainless steel housing M12 | x |
| M12x1 plug connection, 4-pin | x |
| N.O./N.C. contacts | x |
| Coded | x |
| Uncoded | - |

MATCHING ACTUATORS

| Actuators | Actuation direction | 120V62V | | | |
|--------------------|---------------------|---------------|----------|----------|--|
| | Front | $S_{0_{min}}$ | S_{ao} | S_{ar} | |
| 122 MBV 100 | | 0.5 | 9.5 | 25 | |

$S_{0_{min}}$ = minimum switching distance (mm), S_{ao} = operating distance (mm), S_{ar} = assured switch-off distance (mm)

Características do artigo

| Attribute | 122MSV10G1G |
|-------------------------------------|-------------------|
| Min. switching voltage | 19.2 V DC |
| Max. switching voltage | 28.8 V DC |
| Max. switching current | 0.1 A |
| Max. switching power | 3 W |
| Switching frequency | 5 Hz |
| Assured switching distance (Sao) | 9.5 mm |
| Assured switch-off distance (Sar) | 25 mm |
| Minimum switching distance (S0 min) | 0.5 mm |
| LED display | No |
| Actuation | front |
| Switching principle | magnetic |
| Series resistor | 22 Ohm |
| Technology | Reed |
| Contact form | NO/NC |
| Pollution degree | 3 |
| Protection class | III |
| Coding acc. to EN ISO 14119 | Low |
| B10d acc. to EN ISO 13849-1 | 20000000 |
| Type acc. to EN ISO 14119 | 4 |
| Mission time in years | 20 a |
| Structure acc. to EN ISO 13849-1 | Two-channel |
| Housing colour | silber |
| Housing design | cylindrical |
| Dimensions | M12 x 55,5 mm |
| Detent present | no |
| cannot be mounted flush | yes |
| Housing material | Edelstahl |
| Nut material | Edelstahl |
| Protection class | IP68 DIN EN 60529 |
| Protection class, connector | IP68 DIN EN 60529 |
| Operating temperature min. | -25 °C |

Características do artigo

| Attribute | 122MSV10G1G |
|-----------------------------|-----------------|
| Max. operating temperature | 80 °C |
| Shock resistance (Norm) | 30g / 11ms |
| Vibration resistance (Norm) | 10 - 55Hz |
| Min. storage temperature | -25 °C |
| Max. storage temperature | 80 °C |
| Mounting type | Fastening nut |
| Thread | M12 |
| Connector type | M12x1 - 4 polig |
| CE label | yes |
| Possible actuators | 122MBV100 |