



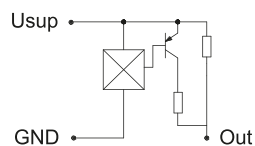
Botão de acionamento 145 NT

O botão de acionamento modelo 145NT possui rosca de fixação padrão M12. Devido à seu design compacto é ideal para aplicação em alavancas de joysticks e consoles de controle em equipamentos móbil e industriais.

Especificação Técnica

- Design compacto
- Alta durabilidade, desenvolvido para trabalhar > 2 milhões de ciclos de operação
- Classe de proteção IP67
- Opção de iluminação de funcionamento e operação noturna
- Resistente à choques e vibrações de acordo com a norma DIN IEC 68 Parte 2
- Opção de circuito elétrico NAMUR

IMAGE 1/1



Product options

IMAGE 1/2

Actuator colors



RAL 5005



RAL 9004



RAL 6024



RAL 2003

Actuator colors Optional



RAL 3020



RAL 8001



RAL 7015



RAL 1023



RAL 7042

Illumination colours LED



Green



White

Illumination colours LED Optional



Red



Yellow




Blue

Additional versions are available on request. The push button caps can optionally be printed with symbols. (symbol Ø max. 10 mm).

IMAGE 2/2

Optional icons for push button 145 NT

Icon colour: white translucent



Icon colour: red translucent



Icon colour: black



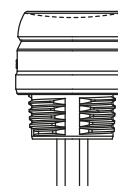
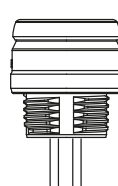
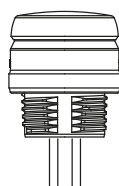
Additional symbols in accordance with DIN ISO 7000:2008-12 are available on request.

Optional: 2K nano push button

Convex push button

Flat push button


Concave push button



Optional icon for 2K push button



Optional actuator colours



Características do artigo

Attribute	145NTG...	145NTH...
Max. switching voltage	30 V DC	-
Max. switching current	0.3 A	-
Max. switching power	3 W	
Max. switching power	3 VA	5 VA
Contact form	NO	-
Series resistor	-	85 Ohm
Service life, mechanical (Cycles)	2000000	
Protection class, electronic	IP67 DIN EN 60529	
Operating temperature min.	-40 °C	
Max. operating temperature	85 °C	
Min. storage temperature	-40 °C	
Max. storage temperature	85 °C	
Installation	from above	
Mounting type	screwed	
Thread	M12	
Cable length	0.5 m	