



## Push button switch 145...AE

This robust push button switch with 4-pole Deutsch connector is designed for applications that are exposed to adverse environmental conditions. The M30 push button switch is ideally suited for use in the automotive engineering sector, for example, for controlling hydraulic functions. The switching element, which is completely separated from the mechanics, resists dust, dirt and moisture, thanks to its IP67 protection class.

### Technical specifications

- Long service life thanks to the magnetic actuation principle
- Wear-free reed contacts for low switching currents
- Developed for harsh operating conditions with internal electronics sealed to IP67 protection class
- Available with various button colours and symbols to suit the application
- Various connector types available for a wide range of uses

## Technical drawing

IMAGE 1/2



IMAGE 2/2

### Standard



### Optional




Other circuitry available on request.

## Product options

IMAGE 1/2


### Actuator colors Standard



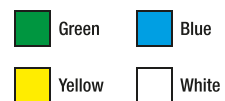
### Illumination colours LED Standard



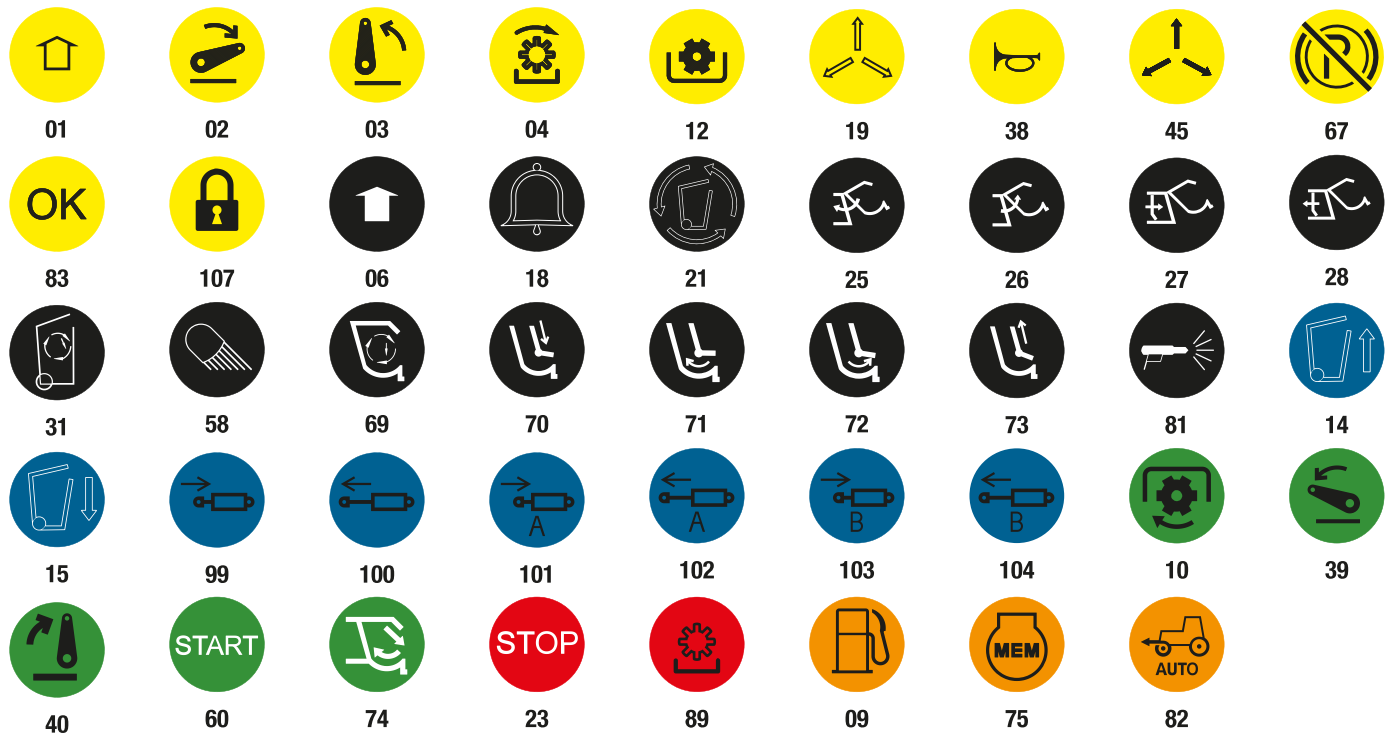
### Actuator colors Optional



### Illumination colours LED Optional



### Optional icons for push button 145 ... AB



Additional icons according to DIN ISO 7000:2008-12 available on request.

IMAGE 2/2

**ORDERING KEY**

145											Push buttons
											<b>Circuit diagram</b>
	0	0	0	A	B						Circuit I, N.O., with AMP Superseal connector
	1	0	5	A	B						Circuit IX, LED colour red, Namur with AMP Superseal connector
	0	0	0	A	E						Circuit I, N.O., with Deutsch connector
	1	0	5	A	E						Circuit IX, LED colour red, Namur with Deutsch connector
											<b>Colour</b>
						6	0				Black
						2	1				Yellow
						1	0				Green
						4	0				Red

SW36 nut included with delivery

#### Article characteristics

Attribute	145...AE.
Max. switching voltage	36 V DC
Max. switching power	10 W
Max. switching power	10 VA
Service life, mechanical (Cycles)	2000000
Protection class, mechanical	IP65 DIN EN 60529
Protection class above installation level	IP65 DIN EN 60529
Protection class, electronic	IP67 DIN EN 60529
Operating temperature min.	-20 °C
Max. operating temperature	100 °C
Min. storage temperature	-40 °C
Max. storage temperature	100 °C
Installation	from above
Mounting type	screwed
Connector type	Deutsch DT-04