



eloFlex 471EFR...

eloFlex 471 EFR... is a configurable safety relay with 4 independent safety inputs (2-channel) and up to 4 safety outputs as well as 4 control outputs.

The internal logic link is configured specifically for each customer.

Product characteristics

- Up to 4 safety functions can be implemented in one device
- The number of safety outputs (relays) can be set according to the individual requirement, making this a cost-effective solution.
- Increased functionality using less space in the switch cabinet.
- The units are tamper-proof as are pre-configured during ordering.
- Cost-effective and reliable by unique identification of configuration for maintenance, commissioning and service
- Can be perfectly adapted to your application through various configuration options, offering maximum flexibility
- Additional sensors can be connected via elobau interfaces for input expansion

The following logic and safety functions are available:

Logic link:	Safety functions:
AND	t_{ON} / t_{OFF}
OR	Safetyfunction
XOR	2-hand
NAND	Safetygate
NOR	E-stop
XNOR	N.O./N.O.
NOT	or N.O./N.C.

Technical drawing

IMAGE 1/4

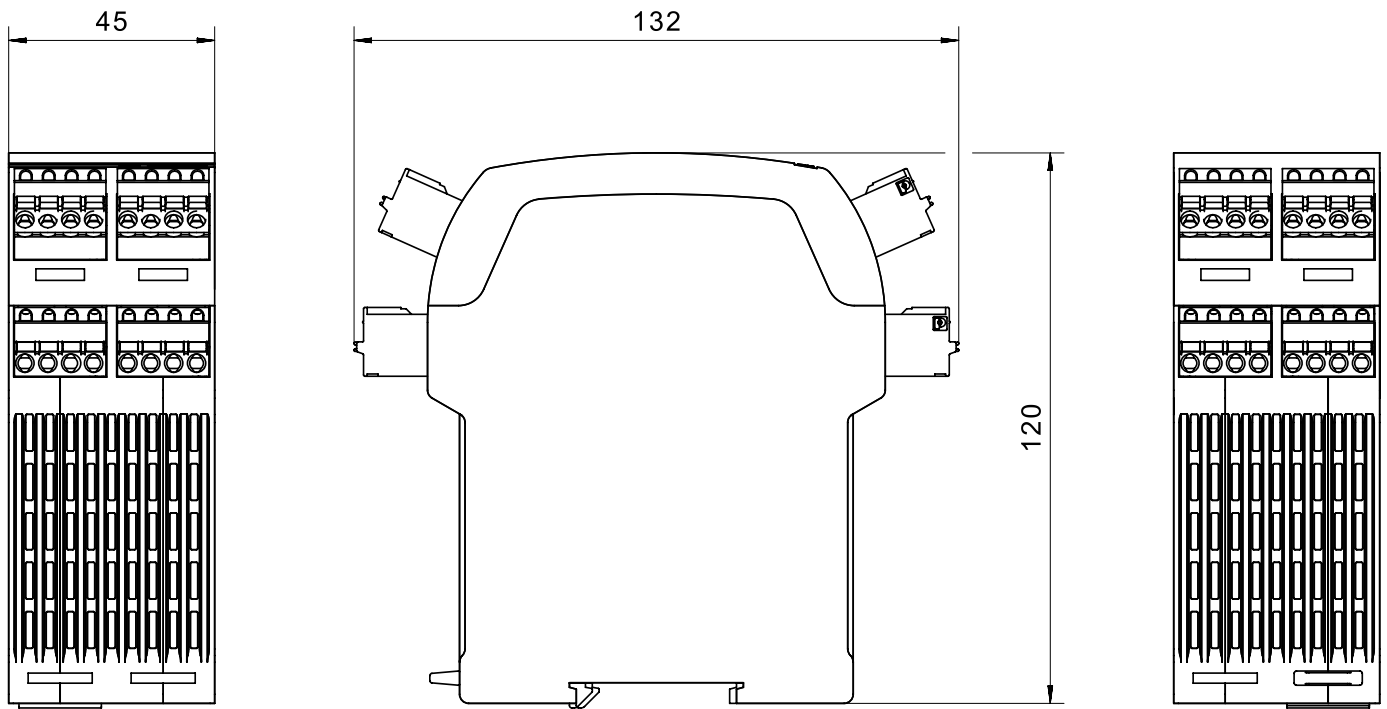


IMAGE 2/4

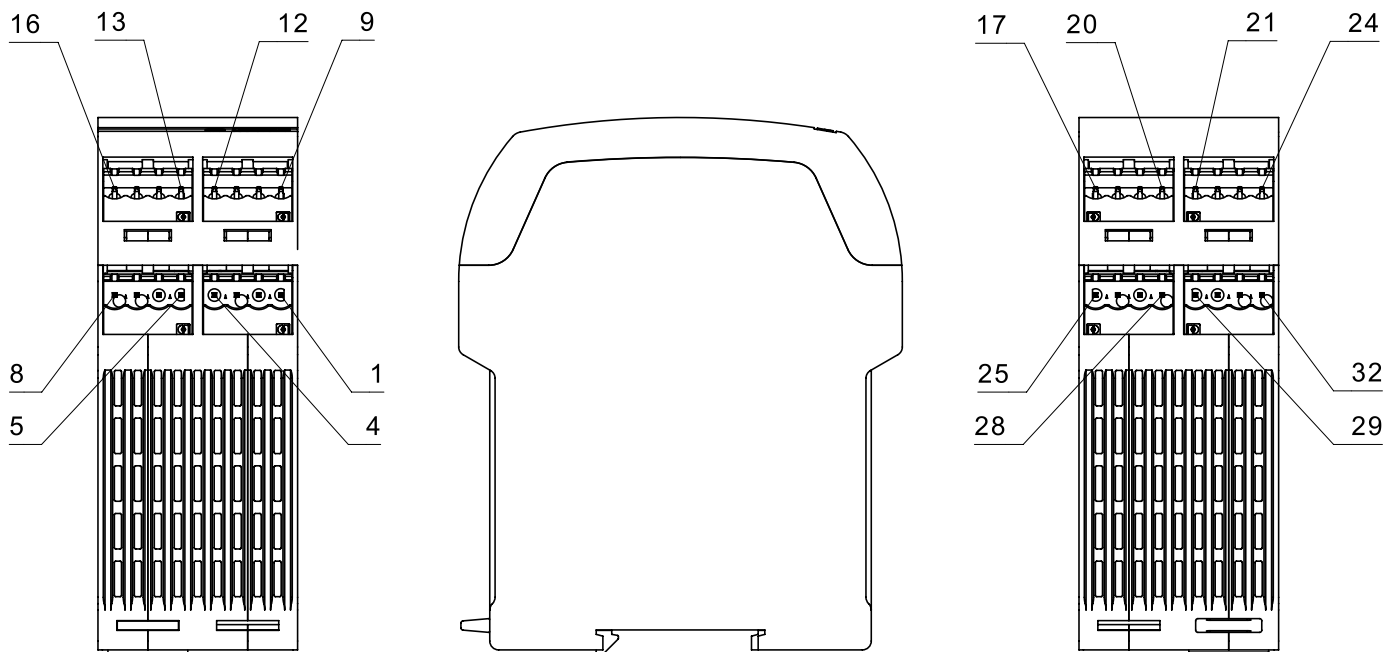


IMAGE 3/4

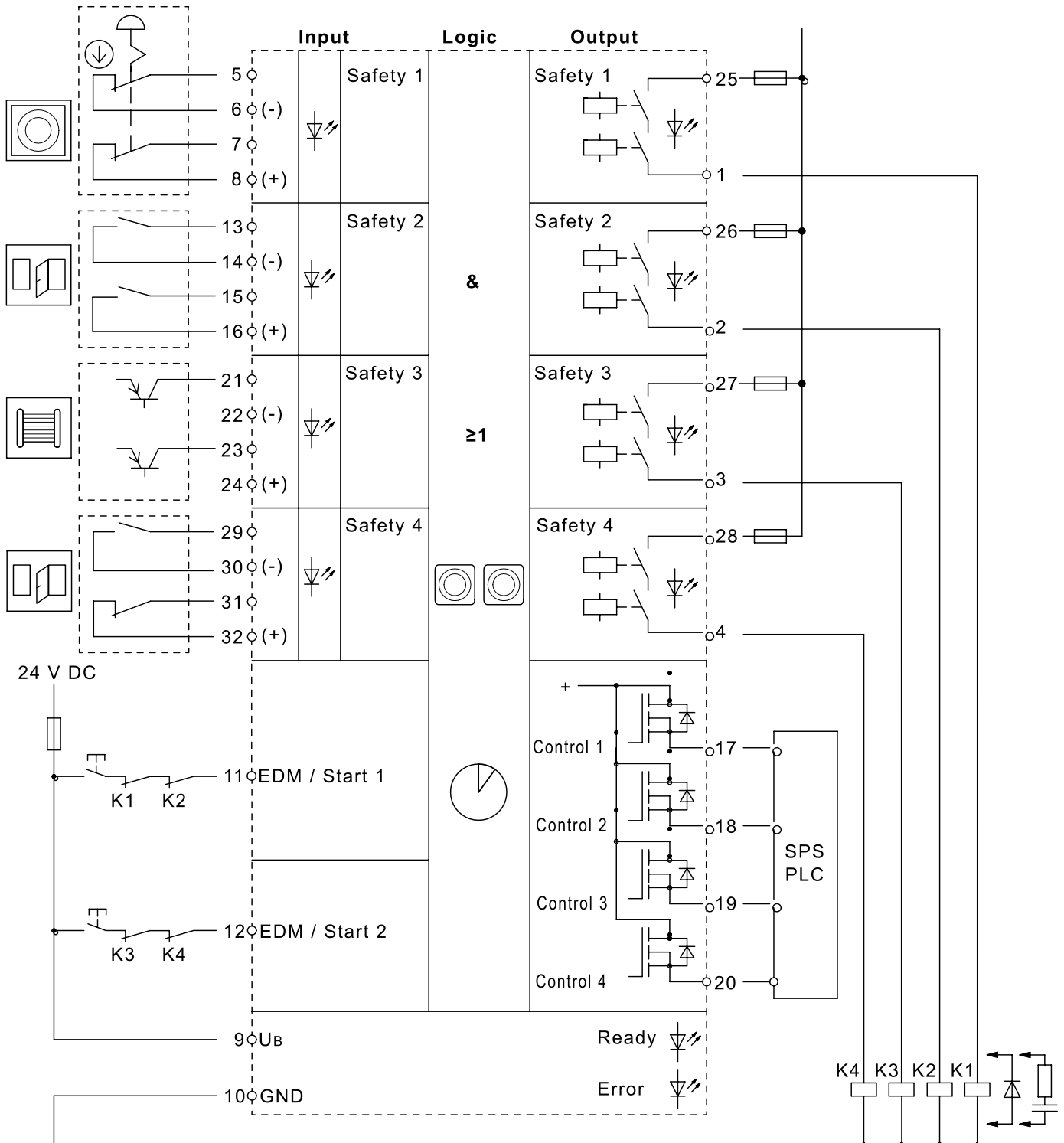


IMAGE 4/4

471EFR Verdrahtungsbeispiel PL e



Article characteristics

Attribute	471EFR2D14K...	471EFR3E11K...	471EFR3E12K...	471EFR3E13K...	471EFR3E14K...	471EFR3E11K_ ▶
Max. switching voltage at safety output	30 V DC					
Max. switching voltage at control output	26.4 V DC					
Max. switching voltage at safety output	250 V AC					
Max. switching current at safety output	3 A					
Max. switching current at control output	0.1 A					
Max. switching power at control output	2.64 W					
Max. switching power at safety output	750 VA					
Number of configurable relay safety outputs	4	1	2	3	4	1
Number of electronic control outputs	4					
Number of redundant safety inputs	4					
Stop category 0 (STO) nach IEC 61800-5-2	yes					
Stop category 1 (SS1) nach IEC 61800-5-2	yes					
EDM/start input	yes					
Start function	Depending on the configuration					
Utilization category	AC-15 / DC-13					
Operating voltage min.	21.6 V DC					
Operating voltage max.	26.4 V DC					
Current consumption	800 mA					
Power consumption	21.12 W					
Cross-short detection	yes					
LED display	two-coloured					
Operating time	3000 ms					
Fuse operating voltage	1A fast					
Overvoltage category	III					
Fuse safety output	3A slow blow					

Article characteristics

Attribute	471EFR2D14K...	471EFR3E11K...	471EFR3E12K...	471EFR3E13K...	471EFR3E14K...	471EFR3E11K_ ▶
Min. switching voltage at control output	21.6 V DC					
Max. switching power at safety output	90 W					
Max no operating cycles at 0.5A switching current (ohmic load)	1000000	3000000				
Max no operating cycles at 3A switching current (ohmic load)	190000	280000				
Contact form	Abhängig von der Konfiguration					
PL acc. to EN ISO 13849-1	d	e				
SIL acc. to IEC 61508	2	3				
SIL CL acc. to IEC 62061	2	3				
PFHD according to IEC 61508	1,26x10 ⁻⁸ 1/h	3,28x10 ⁻⁹ 1/h				
Operating life	20 Tm					
Category acc. to EN ISO 13849-1	3	4				
Hardware fault tolerance (HFT) according to IEC 61508	1					
Max. switching frequency safety output with load	360 1/h					
Max. switching frequency safety output with load	72000 1/h	18000 1/h				
Dimensions	130 x 45 x 120 mm (H/B/T)					
Housing material	PA, PC					
Housing colour	schwarz					
Protection class	IP30 IEC60529					
Operating temperature min.	-15 °C					
Max. operating temperature	55 °C					
Min. storage temperature	-40 °C	-25 °C				
Max. storage temperature	70 °C					
Relative humidity	5 - 85 %					
Protection class, installation space	IP54 DIN EN 60529					
Shock resistance (Norm)	30 g / 11 ms					

Article characteristics

Attribute	471EFR2D14K...	471EFR3E11K...	471EFR3E12K...	471EFR3E13K...	471EFR3E14K...	471EFR3E11K_ ▶
Continuous shock resistance (Norm)	10 g / 16 ms					
Vibration resistance (Norm)	10 ... 55 Hz					
Air pressure	860 - 1060 hPa					
Delta tmax	0.5 °C/min					
Mounting type	Mounting rail					
Weight	400 g					
Torque for connection terminals	0.5 N m					
Spring-type terminals	yes					
Screw terminals	Optional					
Double terminals	Optional					
Pluggable connection terminals	yes					
Min. connection cross section	0.2 mm ²					
Max. connection cross section	2.5 mm ²					
Certified in accordance with	EN ISO 13849-1 IEC 61508 IEC 62061 UL 508 / CSA 22.2					
CE label	yes					

Article characteristics

Attribute	471EFR3E12K_	471EFR3E13K_	471EFR3E14K_	471EFR2D14K_
Max. switching voltage at safety output	30 V DC			
Max. switching voltage at control output	26.4 V DC			
Max. switching voltage at safety output	250 V AC			
Max. switching current at safety output	3 A			
Max. switching current at control output	0.1 A			
Max. switching power at control output	2.64 W			
Max. switching power at safety output	750 VA			
Number of configurable relay safety outputs	2	3	4	
Number of electronic control outputs	4			
Number of redundant safety inputs	4			
Stop category 0 (STO) nach IEC 61800-5-2	yes			
Stop category 1 (SS1) nach IEC 61800-5-2	yes			
EDM/start input	yes			
Start function	Depending on the configuration			
Utilization category	AC-15 / DC-13			
Operating voltage min.	21.6 V DC			
Operating voltage max.	26.4 V DC			
Current consumption	800 mA			
Power consumption	21.12 W			
Cross-short detection	yes			
LED display	two-coloured			
Operating time	3000 ms			
Fuse operating voltage	1A fast			
Overvoltage category	III			
Fuse safety output	3A slow blow			
Min. switching voltage at control output	21.6 V DC			

Page 9/11

Article characteristics

Attribute	471EFR3E12K_	471EFR3E13K_	471EFR3E14K_	471EFR2D14K_
Max. switching power at safety output	90 W			
Max no operating cycles at 0.5A switching current (ohmic load)	3000000			1000000
Max no operating cycles at 3A switching current (ohmic load)	280000			190000
Contact form	Abhängig von der Konfiguration			
PL acc. to EN ISO 13849-1	e			d
SIL acc. to IEC 61508	3			2
SIL CL acc. to IEC 62061	3			2
PFHD according to IEC 61508	3,28x10 ⁻⁹ 1/h			1,26x10 ⁻⁸ 1/h
Operating life	20 Tm			
Category acc. to EN ISO 13849-1	4			3
Hardware fault tolerance (HFT) according to IEC 61508	1			
Max. switching frequency safety output with load	360 1/h			
Max. switching frequency safety output with load	18000 1/h			72000 1/h
Dimensions	130 x 45 x 120 mm (H/B/T)			
Housing material	PA, PC			
Housing colour	schwarz			
Protection class	IP30 IEC60529			
Operating temperature min.	-15 °C			
Max. operating temperature	55 °C			
Min. storage temperature	-25 °C			-40 °C
Max. storage temperature	70 °C			
Relative humidity	5 - 85 %			
Protection class, installation space	IP54 DIN EN 60529			
Shock resistance (Norm)	30 g / 11 ms			
Continuous shock resistance (Norm)	10 g / 16 ms			
Vibration resistance (Norm)	10 ... 55 Hz			
Air pressure	860 - 1060 hPa			

Article characteristics

Attribute	471EFR3E12K_	471EFR3E13K_	471EFR3E14K_	471EFR2D14K_
Delta t _{max}	0.5 °C/min			
Mounting type	Mounting rail			
Weight	400 g			
Torque for connection terminals	0.5 N m			
Spring-type terminals	yes			
Screw terminals	Optional			
Double terminals	Optional			
Pluggable connection terminals	yes			
Min. connection cross section	0.2 mm ²			
Max. connection cross section	2.5 mm ²			
Certified in accordance with	EN ISO 13849-1 IEC 61508 IEC 62061 UL 508 / CSA 22.2			
CE label	yes			